

# MAP2

## The shortest distance between your data elements and CEDS

MAP2 automaps your elements to the latest version of CEDS and creates the CEDS Align Tool upload file for you.

[Start Free Trial](#)

[Create an Account](#)

**MAP2 is roughly 4,320 times faster than CEDS's estimate of manual matching.**

MAP2 is a proven mapping SaaS tuned to the Align Tool. MAP2 learned from prior Align Tool maps how to assign an accurate percent match for each of your data elements. MAP2 uses Artificial Intelligence (AI) learning to continuously improve.

Email us at [MAP2@espsg.com](mailto:MAP2@espsg.com)

FEATURES	MAP2	CEDS MAPPING TOOLKIT	LOCAL SEA PROCESS
Up-to-date documentation and rules	✓	✓	Manual
Auto matching algorithm	✓		Manual
Potential matches with % match list	✓		
Continual updates	✓	✓	Manual
Unlimited, on-demand trials	✓	✓	
Error, warning notices	✓		
Review reports for selection of matches	✓		Manual
Creation of upload file	✓		Manual
Tracking of trials	✓		Manual
Matching to more than one CEDS element	✓	✓	Manual

Automap to

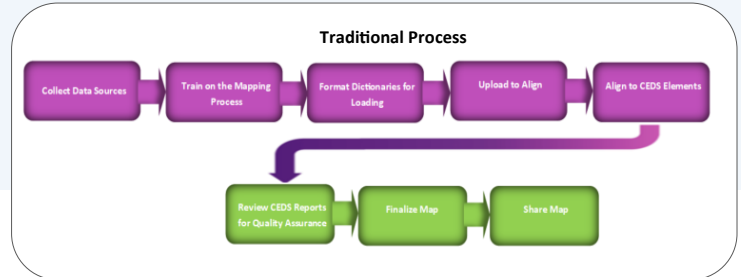
**CEDS Align Tool**

**Creates final upload Align Tool file for you!**

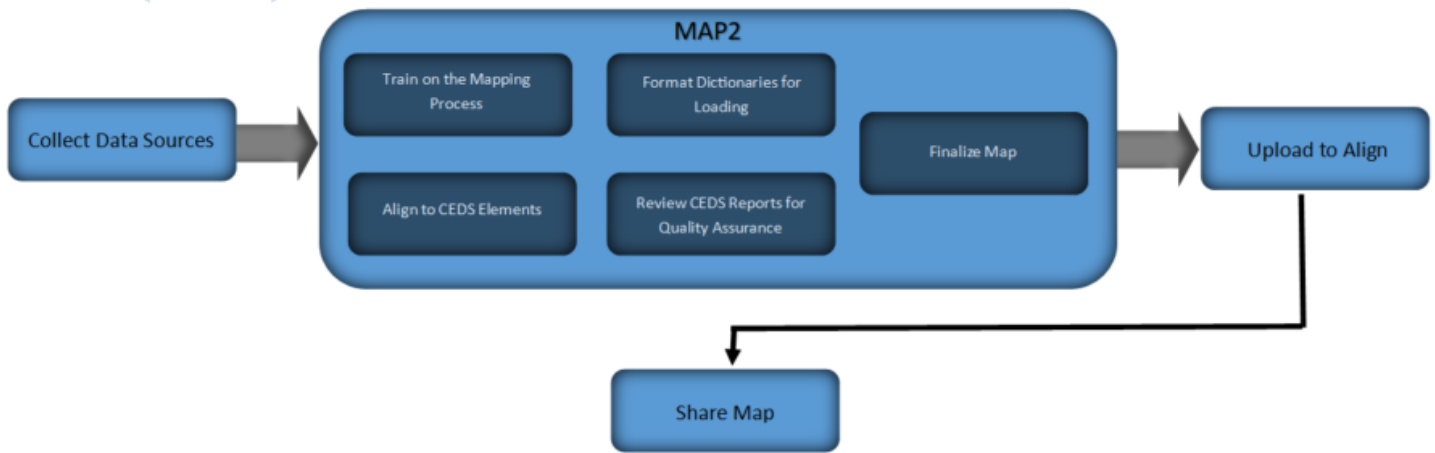
**All CEDS Updates & Versions**

# Some Facts about CEDS Alignment & Mapping to the Align Tool

- ◆ The rules are more complex than most users realize when they begin. Handing this task over to someone may require an unexpected learning curve.
- ◆ Creating reports for staff to review to finalize mappings takes time.
- ◆ Creating and maintaining a compliant Align Tool upload file format takes time.
- ◆ Continual element updates by the CEDS Community are beginning to enhance the annual version releases.
- ◆ When changes are made to your SEA elements, the mapping to the Align Tool needs updating.
- ◆ When changes are made to CEDS, changes must be made to your SEA documentation and processes.
- ◆ Manually searching through CEDS's thousands of elements and Model ID's for matches is time consuming and imperfect.
- ◆ An SEA element can match to more than one CEDS element/Model ID.



## MAP2 Process



MAP2

The shortest distance between your data elements and CEDS

Hi, jswafford@espsg.com Texas Education Agency Account

← Back 272 of 286 (10 no match) 95%  See unmapped only  Sort By  Map matches over %  Map best matches  Unmap all

Show 10 entries Search:

Matches

Assignment Number   Unmap

Selected CEDS Element: Course Number Postsecondary -> Course Section

Course Number 100% 
  Assessment Identifier 92% 
  Course Title 85%

Domain List

---

GPA

Selected CEDS Element: Grade Point Average Postsecondary -> PS Student -> Academic Record

Grade Point Average 100% 
  Grade Point Average Domain 76% 
  Other Name 89%

Domain List

---

Last Name

Selected CEDS Element: Last or Surname K12 -> K12 Staff -> Identity -> Name

Last or Surname 100% 
  Other Last Name 100% 
  Other First Name 88% 
  First Name 84%

Domain List



## How does MAP2 work?

1. Read your local data elements/data dictionary.
  - (A) The MAP2 source file format (CSV) uses CEDS fields and recommended ones to improve matching.
    - (i) ESP will create this for you if you wish.
2. Run a trial.
  - (A) Review the % match for each data element with potential CEDS matching elements.
  - (B) Accept the match you like for each element.
  - (C) Change or make other matches as you wish.
  - (D) Save the trial and review the Summary Mapping Statistics Report.
3. Review the mapping results among agency staff.
4. When your final maps are made, download the Align Tool Upload File from MAP2.
  - (A) The file created is ready for you to submit to the NCES Align Tool website.
5. Revisit MAP2 whenever there are updates to your local data elements, the CEDS Community approves updates, or a new version of CEDS is released.
  - (A) MAP2 is kept up-to-date with all changes and versions of CEDS.
  - (B) MAP2 is continually updated with stronger matching terms as more users submit trials.



# MAP2

Start your free trial today to see how it works!


- Create an account at [MAP2Home.com](https://MAP2Home.com).
- Click “Add Trial” to upload your data or our sample file and begin mapping to CEDS.
- MAP2 automatically maps any CEDS elements that match at 70% or higher.
- Use the mapping features to automap all of your elements in seconds.
- Complete your trial to view your trial card with summary results, stats, and the Align Tool upload file!


SEA Elem...  


2/3/2021 11:00:55 AM

 Elements 

Elements	286	95%
Mapped	262	92%
No Match	10	3%

 Trial Summary Results

 Stats

 Align Tool Upload File

Go to [MAP2Home.com](https://MAP2Home.com) to get started or email us at [MAP2@espsg.com](mailto:MAP2@espsg.com).

## Testimonial

"DESE has worked with ESP since 2005. ESP's services have ranged from datamart design and development, data dictionary development, report development, student ID management, ED*Facts* reporting, to statewide data collection. In every task, we have found them to be knowledgeable and very willing to do what is necessary to deliver their work on time and to our specifications."

- Amber Castleman, Director-Core Data/MOSIS, Office of Data System Management, Missouri Department of Elementary and Secondary Education

**Do you have bigger mapping and Enterprise Data Dictionary tasks? Ask ESP for a demonstration on DataSpecs®.**